


# Manual SHT Target Removal




2017-06-01

# Below scattering chamber



- 1) Remove tie-wraps
- 2) Undo screw
- 3) Undo conflange

# Top of scattering chamber




1) Remove Helium lines

2) Unplug cables from gauges

3) Undo screws with black markings

# Craning and test stand



- 1)Crane target out
- 2)Move to test stand
- 3)Close of Diffuser